




PRAGYAN PUBLIC SCHOOL SUMMER VACATION HOMEWORK GUIDELINES

Session 2026-27



GENERAL INSTRUCTIONS FOR STUDENTS



- Complete all work neatly and sincerely.
- Write all subjects in 3 in 1 notebook.
- The notebook should be properly covered and labelled with:
 - Student's Name
 - Class & Section
 - Roll Number
 - Session
 - "SUMMER VACATION HOMEWORK" (on the front cover)

- Use separators or coloured pages for each subject.
- Index should be prepared at the beginning of the notebook.
- The date must be written for every activity.
- Handwriting should be neat and readable.
- Use only pencil for written work.
- Diagrams and drawings should be properly coloured and labelled.
- Avoid overwriting and untidy presentations.

HOMEWORK COMPLETION GUIDELINES



- Complete homework regularly instead of doing it at the last moment.
- Work independently.
- Seek parental guidance but do not complete the work on their behalf.
- Every task should reflect creativity, understanding, and effort.
- Read instructions carefully before starting the work.
- Complete all activities within the given timeline.

PRESENTATION GUIDELINES



- Use headings and subheadings properly.
- Maintain proper margins.
- Use coloured pencils for charts and creative work.
- Keep work clean and organized.
- Attach worksheets or printed material, if used.
- Avoid loose sheets unless instructed.

SUBJECT-WISE ARRANGEMENT IN NOTEBOOK



Arrange subjects in the following order:

1. English
2. Hindi
3. Mathematics
4. EVS
5. GK
6. Computer

EVIDENCE SUBMISSION GUIDELINES



Attach evidence of activities wherever applicable.

Examples of evidence may include:

- Drawings
- Photographs
- Observation tables
- Labels
- Charts
- Small reflections
- Parent signature for activity completion
- Leaf pasting
- Creative model photographs
- Survey records
- Nature observation notes



READING HABIT GUIDELINES

- Read for at least 20 minutes daily.
- You may read:
 - Story books
 - Newspapers
 - Magazines
 - Informational books
 - Poems



- Maintain a small reading log mentioning:
 - Book name
 - Date
 - New words learned

- Observe nature
- Learn new skills
- Practice art and craft
- Improve communication skills
- Participate in family discussions
- Develop problem-solving habits
- Practice kindness and responsibility



PARENTS' GUIDELINES

- Encourage children to work independently.
- Monitor regular completion of homework.
- Appreciate effort and creativity.
- Ensure a balanced routine of study, play, and rest.
- Support reading habits at home.
- Avoid excessive pressure on children.



SCREEN TIME GUIDELINES

- Limit mobile phone usage.
- Use digital devices only for educational purposes.
- Educational videos and learning apps may be used with parental guidance.
- Avoid excessive gaming and social media use.



SUBMISSION INSTRUCTIONS

- Submit the notebook on the first three working days after vacation.
- Incomplete homework may affect subject enrichment records.
- Revise and complete all work before school reopens.
- The notebook will be assessed on:
 - Neatness
 - Creativity
 - Completion
 - Presentation
 - Concept understanding
 - Originality of work



MAINTAIN A HEALTHY DAILY ROUTINE

- Sleep on time and wake up early.
- Eat healthy food and drink enough water.
- Practice cleanliness and hygiene.
- Help parents in small household activities.
- Spend time in outdoor games and physical activities.

- Participate in community or social activities.
- Draw, paint and craft.
- Learn a new skill, explore a hobby or skill.
- Explore and express your creativity.
- Learn a hobby or skill for personal growth.



IMPORTANT REMEMBER

*Use your time wisely,
learn joyfully,
and grow every day!*





Class: 1ST

CLASS 1ST – HINDI



कार्य संख्या	कार्य	Working	Evidence	Reflection
1	स्वर और व्यंजन	अ से अः तक लिखिए।	लेखन कार्य	✿ कौन-सा अक्षर कठिन लगा?
2	सुलेख पेज नंबर 5-10	हिंदी की पुस्तक से 5 पुष्ठ सुंदर लिखावट में लिखिए।	सुंदर हस्तलेखन	✿ सुंदर लेखन करने समय कैसा लगा?
3	मेरे प्रिय फल	फल बनाकर नाम लिखिए।	फल चित्र	✿ फल क्यों पसंद है
4	पाठ वाचन	पाठ 3 तथा 4 का वाचन करो।	पाठ वाचन	✿ पाठ 3 में 3 की गाया के बच्चों को देखाविच कीजिए।
5	शब्द बनाओ खेल	क, ख, ग, ए अक्षरों से बनने वाले शब्द लिखिए।	शब्द निर्माण	✿ कौन-सा शब्द बनाना आसान लगा?
6	जादुई शब्द	धन्यवाद, कृपया लिखिए	शब्द लेखन	✿ कौन-सा शब्द ठीक बोलते हैं
7	कहानी सुनो	कहानी सुनकर चित्र बनाइए	चित्र गतिविधि	✿ कहानी से क्या सीखा
8	प्रेम परिवार	अपने परिवार के सदस्यों के नाम लिखिए	लेखन कार्य	✿ सुंदर लेखन करते समय कैसा लगा?
9	शुभकामना कार्ड	माता-पिता के लिए कार्ड बनाइए	कार्ड गतिविधि	✿ कार्ड किसे दिया
10	मात्रा	मात्रा लगाकर शब्द बनाइए	लेखन कार्य	✿ कौन सी मात्रा से शब्द बनाना आसान लगा?

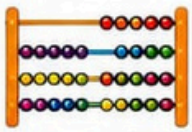


Class: 1ST

CLASS 1ST – ENGLISH



TASK NO.	Task	Working	Evidence	Reflection
1	My Introduction	Write & learn 5 lines about yourself	Notebook work	★ What do you like most about yourself?
2	Cursive Writing Pg. 3-7	Practice neat cursive letters	Cursive book work	★ Which letter was easy to write?
3	Cursive Writing Pg. 8-13	Trace and write carefully	Cursive book work	★ Which letter looked the neatest?
4	Vowel Sounds	Say and write 5-5 a, e, i, o, u words	Notebook work	★ Which word sounded funny
5	Action Time	Dance to an action song	Action words	★ Which action did you enjoy?
6	Conversation Practice	Speak these sentences daily at home: How are you? Please help me. May I drink water? Have a nice day. May I come See you tomorrow.	Practice with family members	★ Which sentence did you use the most at home?
7	Father's Day Presentation	Speak 4 lines about your father with confidence	Presentation activity	★ What do you like most about your father?
8	Rhyming Words	Cat-Bat, Sun-Fun type words	Worksheet	★ Which pair was funny?
9	Reading	Read ch 2 & learn animals & their young ones name	Learning	★ Which hard word was the most difficult for you to read and spell?
10	Naming words	Draw or paste one picture each of a person, place, animal, and thing connected with your family.	A-4 size sheet	★ Which picture do you like the most and why?



CLASS 1ST



CLASS 1ST - MATHEMATICS

TASK NO.	Task	Working	Evidence	Reflection
1	Counting 1 to 100	Count aloud and write in a notebook.	Notebook Work 	I can count numbers up to 100.
2	Number Name 1 to 50	Learn and write Numbers Names in a notebook.	Notebook Work 	I can write number names up to 50.
3	Shape Hunt	Draw a picture of Shapes in A4 size sheet	Notebook Work 	I can identify and name basic shapes.
4	Addition with Fingers	Add using fingers and write down in notebook from work sheet	Notebook Work 	I can add numbers using my fingers.
5	Subtraction Fun	Remove objects and count	Object activity 	I can take away and find the answer.
6	Colour Patterns	Make colour pattern from work sheet on A4 size sheet	A4 size sheet activity 	I can make and continue a pattern.
7	Table of 2 to 10	Learn and write the table of 2 to 10 in notebook	Notebook Work 	I can write tables from 2 to 10.
8	Money	Identify coins and draw the coins in a notebook	Notebook Drawing 	I can identify coins and name them.
9	Day and Night	Draw sun and moon and mention day time and night time in notebook	Notebook Drawing 	I can tell the difference between day and night.
10	Calendar Fun	Circle Sundays	Calendar activity 	I can identify Sundays on the calendar.

CLASS 1ST - EVS

TASK NO.	Task	Working	Evidence	Reflection
1	My Body	Point and name body parts	Body drawing 	I can name my body parts.
2	Healthy Food	Paste fruit pictures	Food chart 	I can choose healthy food.
3	Learn & write Family Members' Names	Speak and write the names of family members aloud	Notebook Work 	I can write and remember my family members.
4	About Myself	Learn and write about yourself with phone no. of parents	Notebook Work 	I can talk and write about myself.
5	Water Uses	How to save water in daily uses	Daily routine of water uses (video) 	I can save water in daily life.
6	Fold and Arrange Clothes	Fold clothes and keep them neatly in place.	Activity photo 	I can keep my clothes neat.
7	Weather Watch	Look outside and observe weather	Weather chart 	I can say today's weather.
8	Good Habits	Practice hand washing	Habit chart 	I can wash my hands properly.
9	Clean Home Activity	Arrange books, toys, and bed neatly.	Before-after drawing 	I can keep my surroundings clean.
10	Favourite Dress Drawing	Draw and colour your favourite dress.	Drawing sheet 	I can draw and colour neatly.



CLASS 1ST


CLASS 1ST - COMPUTER



Task No.	Task	Working	Evidence	Reflection
1	Reading	Read Chapter-3 and note down 5 to 10 words in notebook.	Learn these words – Monitor, Keyboard, Display, Connector, Printer, Speakers, Scanner, Full form of VDU	Which device used to print?
2	Draw two machines used inside the Home	Draw any two machines from home. Examples: TV, Fan, Washing Machine, Mixer Grinder, Refrigerator, etc.	Picture list	Which machine helps you see movies?
3	Computers Around Us	Collect pictures from old newspapers and paste pictures of different places where computers are used on A4 sheets.	A4 Sheet activity	Which place did you like the most?
4	Draw and Colour Computer Parts	Draw a computer and colour its parts like monitor, keyboard, mouse and CPU on A4 sheet	Drawing activity	Which computer part do you use the most?
5	Wash Hands Before Use	Draw clean hands near a computer.	Drawing in a notebook.	Why should our hands be clean?
6	Write the number of the English alphabet. One has been done for you.	Play with letters	Do on sheet	What is the number of 'R' ?
7	Paste two pictures of any machines	Paste any two pictures of any machines.	Do on A4 sheet	Which machine do you like most?
8	Reading	Read Chapter-2 and prepare a short presentation.	Learn these words – Computer, Typing, Creating, Versatile, Internet, Electronic, Machine	Which device used to typing?
9	Fun Day	Tell names of computer parts. Examples: Monitor, Keyboard, Mouse, CPU, Speaker, Printer	Speaking activity	Which activity was fun?
10	My Dream Computer	Draw colourful computer. <i>(Use your imagination.)</i>	Creative drawing	Which colour did you use?



CLASS 1ST - G.K



Task No.	Task	Working	Evidence	Reflection	Task No.	Task	Working	Evidence	Reflection
1	Indoor Games	Name 3 indoor games	Notebook writing	Which game do you like?	8	Famous Sports of India	Match sport with player	Matching worksheet	Which match was easy?
2	Sports of India	Draw sports items	Drawing activity	Which sport looked interesting?	9	Green Earth Activity	Collect and paste 3 green leaves	Leaf pasting activity	How did you help nature?
3	Sports Person of India	Paste or draw one sports person	Picture activity	Who is your favourite player?	10	Water Saving Poster	Make a small save water poster	Poster making	What message did your poster give?
4	Clean and Green Earth	Draw clean surroundings	Colouring activity	How can we keep the earth clean?					
5	Separate Wastes	Sort wet and dry waste	Waste sorting activity	Which waste goes in the green bin?					
6	Save Water	Write 3 ways to save water	Sentence writing	Why should we save water?					
7	Indoor Games Fun	Draw Ludo, Chess or Carrom	Game drawing	Which game do you play at home?					



THANK YOU!

Have a Wonderful Summer Vacation!

“
Summer Vacation
is the time to relax,
have fun,
learn new things,
and make
beautiful memories!”

