




PRAGYAN PUBLIC SCHOOL SUMMER VACATION HOMEWORK GUIDELINES

Session 2026-27



GENERAL INSTRUCTIONS FOR STUDENTS



- Complete all work neatly and sincerely.
- Write all subjects in 3 in 1 notebook.
- The notebook should be properly covered and labelled with:
 - Student's Name
 - Class & Section
 - Roll Number
 - Session
 - "SUMMER VACATION HOMEWORK" (on the front cover)

- Use separators or coloured pages for each subject.
- Index should be prepared at the beginning of the notebook.
- The date must be written for every activity.
- Handwriting should be neat and readable.
- Use only pencil for written work.
- Diagrams and drawings should be properly coloured and labelled.
- Avoid overwriting and untidy presentations.

HOMEWORK COMPLETION GUIDELINES



- Complete homework regularly instead of doing it at the last moment.
- Work independently.
- Seek parental guidance but do not complete the work on their behalf.
- Every task should reflect creativity, understanding, and effort.
- Read instructions carefully before starting the work.
- Complete all activities within the given timeline.

PRESENTATION GUIDELINES



- Use headings and subheadings properly.
- Maintain proper margins.
- Use coloured pencils for charts and creative work.
- Keep work clean and organized.
- Attach worksheets or printed material, if used.
- Avoid loose sheets unless instructed.

SUBJECT-WISE ARRANGEMENT IN NOTEBOOK



Arrange subjects in the following order:

1. English
2. Hindi
3. Mathematics
4. EVS
5. GK
6. Computer

EVIDENCE SUBMISSION GUIDELINES



Attach evidence of activities wherever applicable.

Examples of evidence may include:

- Drawings
- Photographs
- Observation tables
- Labels
- Charts
- Small reflections
- Parent signature for activity completion
- Leaf pasting
- Creative model photographs
- Survey records
- Nature observation notes



READING HABIT GUIDELINES

- Read for at least 20 minutes daily.
- You may read:
 - Story books
 - Newspapers
 - Magazines
 - Informational books
 - Poems



- Maintain a small reading log mentioning:
 - Book name
 - Date
 - New words learned

- Observe nature
- Learn new skills
- Practice art and craft
- Improve communication skills
- Participate in family discussions
- Develop problem-solving habits
- Practice kindness and responsibility



PARENTS' GUIDELINES

- Encourage children to work independently.
- Monitor regular completion of homework.
- Appreciate effort and creativity.
- Ensure a balanced routine of study, play, and rest.
- Support reading habits at home.
- Avoid excessive pressure on children.



SCREEN TIME GUIDELINES

- Limit mobile phone usage.
- Use digital devices only for educational purposes.
- Educational videos and learning apps may be used with parental guidance.
- Avoid excessive gaming and social media use.



SUBMISSION INSTRUCTIONS

- Submit the notebook on the first three working days after vacation.
- Incomplete homework may affect subject enrichment records.
- Revise and complete all work before school reopens.
- The notebook will be assessed on:
 - Neatness
 - Creativity
 - Completion
 - Presentation
 - Concept understanding
 - Originality of work



MAINTAIN A HEALTHY DAILY ROUTINE

- Sleep on time and wake up early.
- Eat healthy food and drink enough water.
- Practice cleanliness and hygiene.
- Help parents in small household activities.
- Spend time in outdoor games and physical activities.


- Participate in community or social activities.
- Draw, paint and craft.
- Learn a new skill, explore a hobby or skill.

- Explore and express your creativity.
- Learn a hobby or skill for personal growth.



IMPORTANT REMEMBER

*Use your time wisely,
learn joyfully,
and grow every day!*



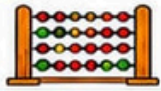


CLASS LKG - ENGLISH

TASK NO.	Task	Working	Evidence	Reflection
1	Match the Letters A a	Match small and capital letters	Matching activity in Notebook.	Which match was easy?
2	Phonic group-1 Aa Bb Cc	Write phonic group-1 Ss, Aa, Tt, Pp, li, Nn. (1 Time).	Notebook work.	Which letter was easy to write?
3	Match the picture 	Match the pictures with their letters.	Notebook work.	Which word sounded funny?
4	Colour the Picture 	Draw and colour any picture starting with R or M on an A4 sheet.	Coloured worksheet	Which picture do you like?
5	Circle the letter C c	Circle the given letter Cc.	Notebook work.	Circling letter C was easy.
6	Rhyming Words 	Cat-Bat, Sun-Fun type words	Word pairs (Oral)	Which pair was fun?
7	My Favourite Vegetable 	Draw Two Vegetables and write names on an A4 sheet.	Vegetable drawing	Why do you like it?
8	Action Time 	Dance to an action song	Action words	Which action did you enjoy?
9	Writing work 	Write 2 letters M & D in Book (let's write)	Book work.	Which letter was easy to write?
10	Nature Walk 	Observe flowers and leaves	Leaf collection	Which flower looked pretty?

CLASS LKG - HINDI

कार्य सं.	कार्य	Working	Evidence	Reflection
1	क से ण तक वर्णों को लिखो। (सुलेख पुस्तक में)	लेखन कार्य	वर्ण ट्रेस कर लिखिए।	कौन-सा अक्षर आसान लगा?
2	अक्षर मिलान	एक समान अक्षर मिलाइए	मिलान कार्य।	कौन-सा मिलान आसान था?
3	क और ए वर्ण से शुरू होने वाले चित्र से रंग भरो।	चित्र में रंग भरकर पहला वर्ण लिखिए।	रंगीन चित्र।	कौन-सा रंग पसंद है?
4	क से ण तक वर्णों को लिखो। (नोटबुक में)	लेखन कार्य	क से ण तक वर्णों को लिखिए।	कौन-सा अक्षर आसान लगा?
5	चित्र मिलान।	चित्र देखकर उनके पहले अक्षर से मिलाइए।	नोटबुक में।	कौन-सा मिलान आसान था?
6	मेरी पसंदीदा फल	दो फलों के चित्र बनाकर और उनके नाम लिखिए।	फलों का चित्रांकन	आपको यह क्यों पसंद है?
7	वर्ण पर गोला लगाइए।	दिए गए वर्णों में 'क' वर्ण पर गोला लगाओ।	नोटबुक में।	क्या 'क' वर्ण पर गोला लगाना आसान था?
8	पेड़ लगाओ पर कविता।	कविता याद करो।	को कविता को याद करके गतिविद्य के साथ सुनाएं।	कौन सी कविता आपको पसंद है?
9	परियों का देश।	कविता याद करो।	को कविता को याद करके गतिविद्य के साथ सुनाएं।	कौन सी कविता आपको पसंद है?
10	प्रकृति भ्रमण	पत्तों और फूल देखिए	पत्ती संग्रह	कौन-सा फूल सुंदर लगा?



TASK NO.	Task	Working	Evidence
1	Count 1-20 1 2 3 ... 20	Count aloud and write	Number writing 1 2 3 ... 20
2	After and between 2 3 4	Write missing numbers	Number line 0 1 2 3 4 5 6 7 8 9 10 11 12 13 14 15 17 18 19 20
3	Table of 2 2 × 1 = 2	Learn orally with claps	Oral activity
4	Shape Hunt 	Find circle and square	Shape drawing
5	Big and Small 	Circle bigger object	Worksheet
6	Count Objects 	Count spoons or toys	Counting table
7	Number Tracing 1 2 3 ... 20	Trace numbers 1-20	Number practice
8	Addition with Fingers + = ?	Add using fingers	Oral sums 2 + 3 = 5
9	Subtraction Fun - = ?	Remove objects and count	Object activity -
10	Counting Game 	Play counting with family	Activity notes



TASK NO.	Task	Working	Evidence
1	My Body 	Draw and paste any four body parts images.	Body drawing
2	Healthy Food 	Paste fruit pictures	Food chart
3	My Family 	Paste family photo or draw	Family chart
4	My House 	How many rooms in your house.	Matching activity
5	Type of House 	How many type of house	Water drawing
6	My Classroom 	Learn five classroom objects	Drawing
7	Button and Zip Practice 	Practice buttoning shirts and opening/closing zips.	Photo/video
8	Plant Care 	Water a plant daily	Observation notes
9	Cleanliness Activity 	Arrange your toys	Before-after drawing
10	Sponge Activity 	Dip the sponge in water and press it gently. See how it absorbs and releases water.	Activity photo, sponge and worksheet



THANK YOU!



Have a Wonderful Summer Vacation!

“
Summer Vacation
is the time to relax,
have fun,
learn new things,
and make
beautiful memories!”

